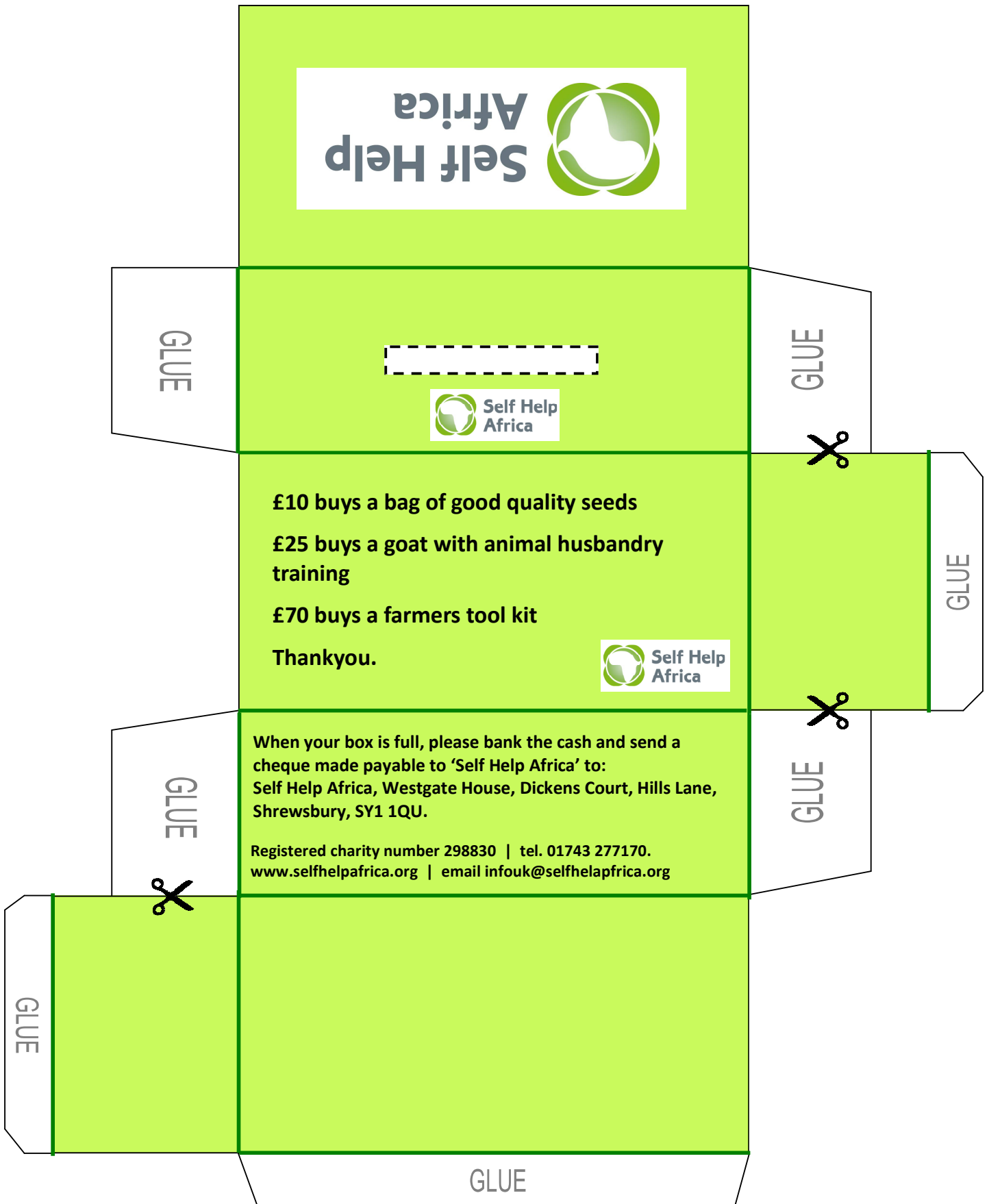


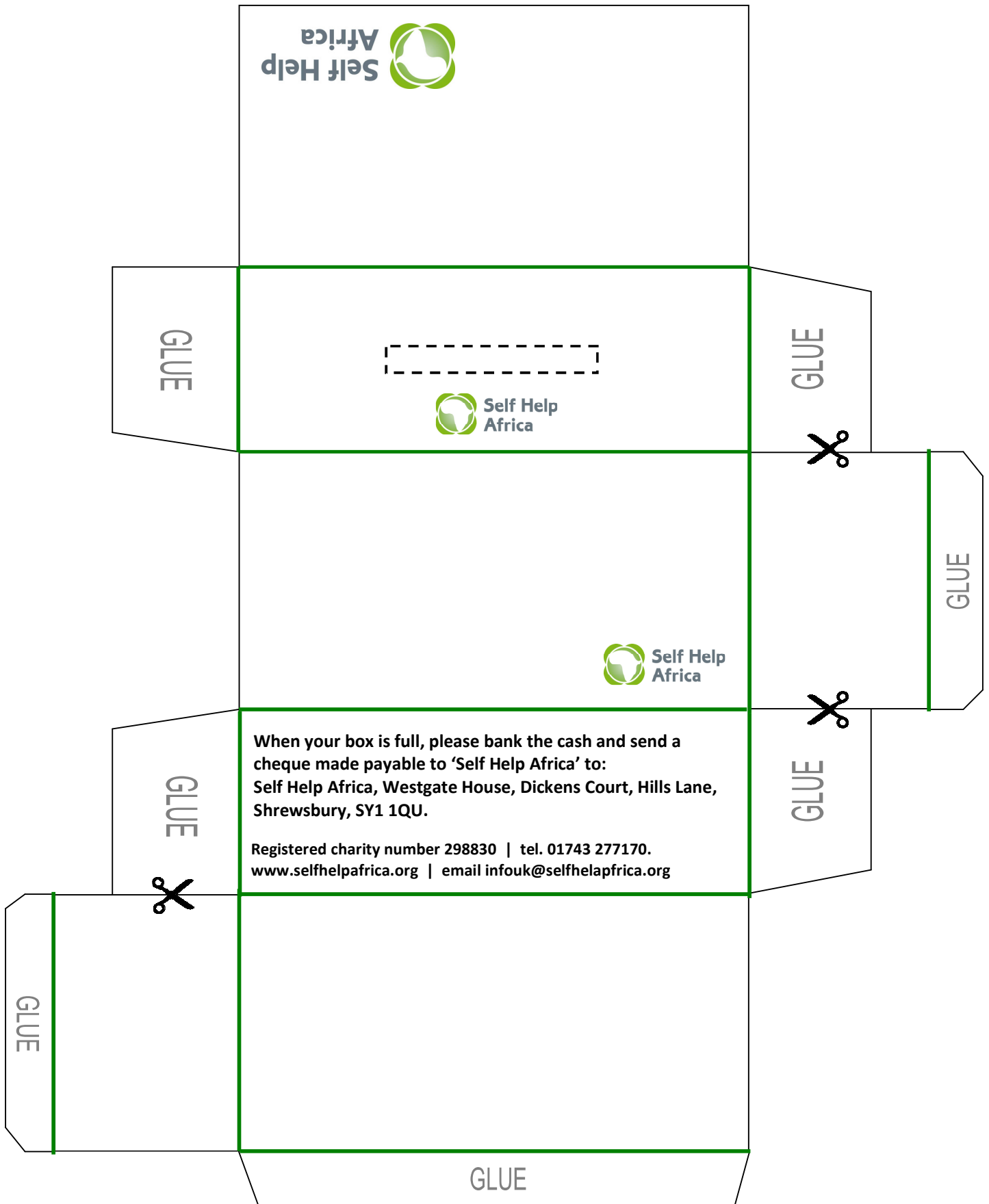
Collection Box Template 1

Just cut out, fold along the green lines, stick the white areas and start collecting!



Collection Box Template 2

Just cut out, fold along the green lines, stick the white areas and start collecting! You could decorate the box with African patterns, livestock or crops. See the next page for lots of ideas!



Decoration ideas




- You could draw maize, which is the staple crop in Zambia and Malawi
- Women in Africa wear really bright colours. How about using some of them for your collection box? You could use the border on this page for inspiration
- Or how about illustrating your collection box with how your money could help families in rural Africa?

£100 buys bees, a hive and training on keeping bees and producing honey for market. Selling honey gives families an alternative income so if their crops fail they still have money for food, medicines and school fees.



£10 could buy sunflower seeds for a family. Selling sunflower oil gives families an alternative income so if their crops fail they still have money for food, medicines and school fees.

£25 buys a goat with animal husbandry training. Goats milk provides nourishment and income and the manure is used to improve crops.



£8 buys two chickens for one family. Eggs provide valuable nutrition, chicken manure makes great compost and once the chickens are bred the family pass the chicks on to their neighbours. You could be providing a whole village with eggs and chicks!